

pMSCV-neo-GFP-miR 146a

Absent Sites	0	AarI, AbsI, AjuI, AjuI', AlfI, AlfI', ApaI, AsiSI, AvrII, BarI, BarI', BclI, BsiWI, BstBI, BstXI, BstZ17I, CspCI, CspCI', DraIII, FseI, FspAI, HpaI, MauBI, MfeI, MluI, MreI, NruI, NsiI, PacI, PfiMI, PmeI, PmlI, PshAI, PspOMI, PstI, PstI', SacII, SanDI, SbfI, SgrDI, SnaBI, SrfI, SvaI, XcmI
AccI	1	3972
AflIII	1	5061
Arsl	1	1732
Arsl'	1	1700
BamHI	1	3965
BbsI	1	2496
BglIII	1	1411
BsaAI	1	3600
BsaBI	1	2335
BsmI	1	3077
BspEI	1	3065
BstEII	1	1089
ClaI	1	3992
HincII	1	3973
HindIII	1	3985
NdeI	1	7125
NotI	1	2158
PciI	1	5061
PsiI	1	2191
PspXI	1	2616
RsrII	1	3812
SalI	1	3971
Scal	1	6434
SfiI	1	2166
SgrAI	1	7497
XhoI	1	2616

pMSCV-neo-GFP-miR 146a

5' TGAAAGACCCACCTGTAGGTTTGGCAAGCTAGCTTAAGTAACGCCATTTTGC AAGGCATGGAAAATACATAACTGAGAATAGAGAAGTTCAGATCAAGG
 100
 3' ACTTTCTGGGGTGGACATCCAAACCGTTCGATCGAATTCATTGCGGTA AACCGTTCCGTACCTTTTATGTATTGACTCTTATCTCTTCAAGTCTAGTTCC
 5' pCMV LTR

5' TTAGGAACAGAGAGACAGCAGAATATGGGCCAAACAGGATATCTGTGGTAAGCAGTTCTGCCCCGGCTCAGGGCCAAGAACAGATGGTCCCCAGATGCG
 200
 3' AATCCTTGTCTCTCTGTGCTTATACCCGGTTTGTCTTATAGACACCATTTCGTCAAGGACGGGGCCGAGTCCCGGTTCTTGTCTACCAGGGGTCTACGC
 5' pCMV LTR

5' GTCCCGCCCTCAGCAGTTTCTAGAGAACCATCAGATGTTTCCAGGGTGCCCCAAGGACCTGAAATGACCCTGTGCCTTATTTGAACTAACCAATCAGTTC
 300
 3' CAGGGCCGGGAGTCGTCAAAGATCTCTTGGTAGTCTACAAAGTCCACGGGGTTCCTGGACTTTACTGGGACACGGAATAAACTTGATTGGTTAGTCAAG
 5' pCMV LTR

5' GCTTCTCGTCTCTGTTCGCGCCTTCTGCTCCCCGAGCTCAATAAAAAGAGCCACAAACCCCTCACTCGCGCGCCAGTCTCCGATAGACTGCGTCGCCC
 400
 3' CGAAGAGCGAAGACAAGCGCGGAAGACGAGGGGCTCGAGTTAATTTCTCGGGTGTGGGGAGTGAGCCGCGCGGTGAGGAGGCTATCTGACGCAGCGGG
 5' pCMV LTR

5' GGGTACCCGTATCCCAATAAAGCCTCTTGCTGTTTGCATCCGAATCGTGGACTCGCTGATCCTTGGGAGGGTCTCCTCAGATTGATTGACTGCCACCT
 500
 3' CCCATGGGCATAAGGGTTAATTTGCGGAGAACGACAAACGTAGGCTTAGCACCTGAGCGACTAGGAACCCCTCCAGAGGAGTCTAACTAACTGACGGGTGGA
 5' pCMV LTR


5' CGGGGTCTTTTCAATTTGGAGGTTCCACCGAGATTGGAGACCCCTGCCAGGGACCACCGACCCCCCGCGGGAGGTAAGCTGGCCAGCGGTCTGTTTCG
 600
 3' GCCCCAGAAAGTAAACCTCCAAGGTGGCTCTAAACCTCTGGGGACGGGTCCCTGGTGGCTGGGGGGCGGCCCTCCATTTCGACCGGTTCGCCAGCAAAGC
 5' pCMV LTR Pack Signal

5' TGTCTGTCTCTGTCTTTGTGCGTGTGTGTCGGCATCTAATGTTTGCGCCTGCGTCTGTACTAGTTAGCTAACTAGCTCTGTATCTGGCGGACCCGTGG
 700
 3' ACAGACAGAGACAGAAACACGCACAAACACGGCCGTAGATTACAAACCGGACGCAGACATGATCAATCGATTGATCGAGACATAGACCGCTGGGCACC
 Pack Signal


5' TGGAATGACGAGTCTGAACACCCGCGCAACCCCTGGGAGACGTCCCAGGGACTTTGGGGCCGTTTGTGGCCCGACCTGAGGAAGGGAGTCGATG
 800
 3' ACCTTGACTGCTCAAGACTTGTGGGCCGGCGTTGGGACCCTCTGCAGGGTCCCTGAAACCCCGGCAAAAACACCGGGCTGGACTCCTTCCTCAGCTAC
 Pack Signal

5' TGGAATCCGACCCCGTCAAGATATGTGGTCTGGTAGGAGACGAGAACC TAAAACAGTTCGCCCTCCGTCTGAATTTTGTCTTCGGTTTGAACCGAA
 900
 3' ACCTTAGGCTGGGGCAGTCTTATACACCAAGACCATCCTCTGCTCTTGGATTTTGTCAAGGGCGGAGGCAGACTTAAAAACGAAAGCCAAACCTTGCTT
 Pack Signal

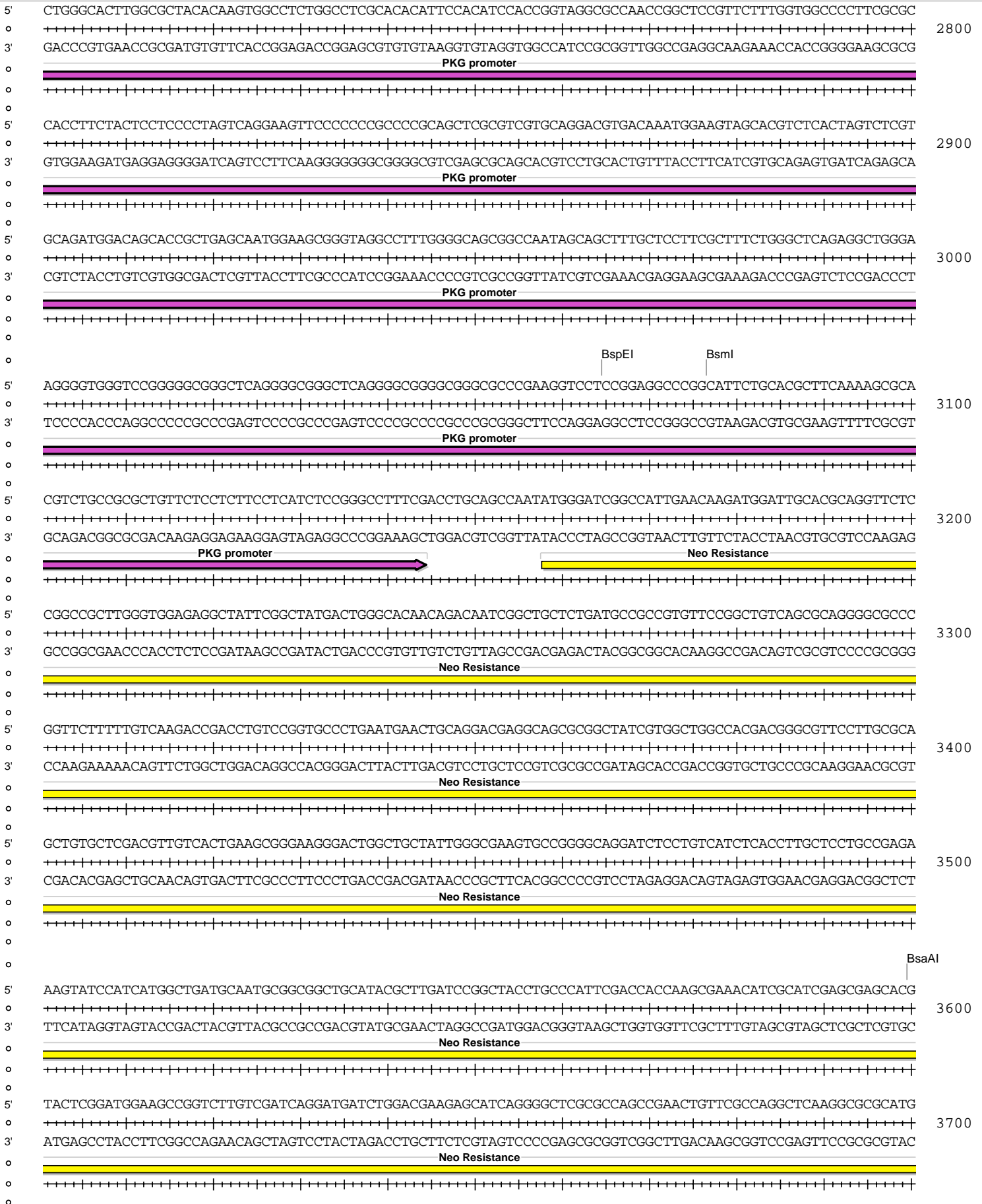
5' GCCGCGCTCTGTCTGCTGCAGCGCTGCAGCATCGTTCTGTGTTGTCTCTGTCTGACTGTGTTTCTGTATTTGTCTGAAAATTAGGGCCAGACTGTTAC
 1000
 3' CGGCGCGCAGAACAGACGACGTCGCGACGTCGTAGCAAGACACAACAGAGACAGACTGACACAAAGACATAAACAGACTTTTAAATCCCGGCTCTGACAATG
 Pack Signal




pMSCV-neo-GFP-miR 146a



pMSCV-neo-GFP-miR 146a



pMSCV-neo-GFP-miR 146a



pMSCV-neo-GFP-miR 146a

5' GGCACCTATCTCAGCGATCTGTCTATTTTCGTTTCATCCATAGTTGCTGACTCCCCGTCGTGTAGATAACTACGATACGGGAGGGCTTACCATCTGGCCCC
 6000
 3' CCGTGGATAGAGTTCGCTAGACAGATAAAGCAAGTAGGTATCAACGGACTGAGGGGCGAGCACATCTATTGATGCTATGCCCTCCCGAATGGTAGACCGGGG
 Amp res

5' AGTGTGCAATGATACCGCGAGACCCACGCTCACCGGCTCCAGATTTATCAGCAATAAACCAGCCGGAAGGGCCGAGCGCAGAAGTGGTCTTCAA
 6100
 3' TCACGACGTTACTATGGCGCTCTGGGTGCGAGTGGCCGAGGTCTAAATAGTCGTTATTTGGTTCGGTTCGGCTTCCCGCTCGCGTCTTCCAGGACGTT
 Amp res

5' CTTTATCCGCTCCATCCAGTCTATTAATGTTGCCGGGAAGCTAGAGTAAGTAGTTCGCCAGTTAATAGTTTTCGCAACGTTGTTGCCATTGCTACAGG
 6200
 3' GAAATAGGCGGAGGTAGGTAGGTAGATAAATTAACAACGGCCCTTCGATCTCAATCATCAAGCGGTCAATTATCAAACGCGTTGCAACAACGGTAACGATGTCC
 Amp res

5' CATCGTGGTGTACGCTCGTCTTGGTATGGCTTCATTAGCTCCGGTTCCTCAACGATCAAGGCGAGTTACATGATCCCCATGTTGTGCAAAAAAGCG
 6300
 3' GTAGCACCACAGTGGGAGCAGCAACCATAACGAAGTAAGTCGAGGCCAAGGGTGTAGTTCGGCTCAATGTACTAGGGGTACAACACGTTTTTTTCGC
 Amp res

5' GTTAGCTCCTTCGGTCTCCGATCGTTGTCAGAAGTAAGTTGGCCGAGTGTATCACTCATGGTTATGGCAGCACTGCATAATTCTCTTACTGTCATGC
 6400
 3' CAATCGAGGAAGCCAGGAGGCTAGCAACAGTCTTCATTCAACCGCGTCAACAATAGTGAGTACCAATACCGTCTGACGTATTAAGAGAATGACAGTACG
 Amp res

Scal

5' CATCCGTAAGATGCTTTTCTGTGACTGGTGAGTACTCAACCAAGTCAATCTGAGAATAGTGTATGCGGCGACCGAGTTGCTCTTGGCCGGCGTCAATACG
 6500
 3' GTAGGCATTCTACGAAAAGACACTGACCACTCATGAGTTGGTTCAGTAAGACTCTTATCACATACGCCGCTGGTCAACGAGAACGGGCCGAGTTATGC
 Amp res

5' GGATAATACCGGCCACATAGCAGAACTTTAAAAGTGCTCATCATTTGAAAACGTTCTTCGGGGCGAAAACCTCAAGGATCTTACCGCTGTTGAGATCC
 6600
 3' CCTATTATGGCGCGGTGTATCGTCTGAAATTTTACAGTAGTAACCTTTTGAAGAAGCCCCGCTTTTGAAGATTCTTAGAATGGCGACAACCTTAGG
 Amp res

5' AGTTCGATGTAACCCACTCGTGACCCCACTGATCTTTCAGCATCTTTTACTTTTACCAGCGTTTCTGGGTGAGCAAAAACAGGAAGGCAAAATGCCGCAA
 6700
 3' TCAAGCTACATTGGGTGAGCAGCTGGGTTGACTAGAAGTCGTAGAAAATGAAAGTGGTTCGCAAAAGACCCACTCGTTTTTGTCTTCCGTTTTACGGCGTT
 Amp res

5' AAAAGGGAATAAGGGCGACACGAAATGTTGAATACTCATACTCTTCCTTTTCAATATTATGAAGCATTATCAGGGTTATTGTCTCATGAGCGGATA
 6800
 3' TTTTCCCTTATTCCCGCTGTGCCTTTACAACCTTATGAGTATGAGAAGGAAAAGTTATAATAACTTCGTAATAGTCCCAATAACAGAGTACTCGCCTAT
 Amp res

5' CATATTTGAATGTATTTAGAAAAATAAACAAATAGGGGTTCCGCGCACATTTCCCGGAAAAGTGCCACCTGACGTCTAAGAAACCATTATATCATGACA
 6900
 3' GTATAAACTTACATAAATCTTTTATTTGTTTATCCCAAGGCGCGTGTAAAGGGCTTTTTCAGGTGACTGCAGATTCTTGGTAATAATAGTACTGT
 Amp res

5' TTAACCTATAAAAATAGGCGTATCACGAGGCCCTTTCGTCCTCGCGGTTTCGGTGATGACGGTGAAAACCTCTGACACATGCAGCTCCCGGAGACGGTCA
 7000
 3' AATTGGATATTTTATCCGCATAGTGTCCGGGAAAGCAGAGCGCGCAAAGCCACTACTGCCACTTTTGGAGACTGTGTACGTGAGGGCTCTGCCAGT
 Amp res

