


Absent Sites	0	AarI,AbstI,AfeI,AfII,AleI,ApaI,AsiSI,BaeI,BaeI',BamHI,BbvCI,BlnI,BmgBI,Bpu10I,FseI,FspAI,MauBI,MreI,NaeI,NgoMIV,NruI, PstI,PfIMI,PmeI,PshAI,PspOMI,PspXI,SanDI,SgrDI,SrfI,Swal
AgeI	1	8486 (8853)
AhdI	1	6540 (8853)
AjuI	1	4029 (8853)
AjuI'	1	4061 (8853)
AlwNI	1	6063 (8853)
AscI	1	470 (8853)
AvrII	1	8537 (8853)
BamHI	1	4918 (8853)
BsaBI	1	7702 (8853)
BsgI	1	724 (8853)
BsrGI	1	4419 (8853)
BstXI	1	496 (8853)
BstZ17I	1	1251 (8853)
Bsu36I	1	4297 (8853)
BtgZI	1	5168 (8853)
ClaI	1	3546 (8853)
CspCI	1	5132 (8853)
CspCI'	1	5097 (8853)
DraIII	1	7861 (8853)
EcoNI	1	3295 (8853)
HpaI	1	7601 (8853)
MluI	1	483 (8853)
MscI	1	8054 (8853)
NotI	1	407 (8853)
PacI	1	3591 (8853)
PmlI	1	1256 (8853)
PsrI	1	4780 (8853)
PsrI'	1	4748 (8853)
PstI	1	8509 (8853)
RsrII	1	8310 (8853)
SacII	1	8217 (8853)
SalI	1	8317 (8853)
SbfI	1	8509 (8853)
Scal	1	7020 (8853)
SfiI	1	8591 (8853)
SgrAI	1	3481 (8853)
SnaBI	1	5166 (8853)
SpeI	1	1289 (8853)
Tth111I	1	8386 (8853)
XhoI	1	3259 (8853)

pMIR-REP-dCMV-RBAK 3' UTR (174-2943) wt



pMIR-REP-dCMV-RBAK 3' UTR (174-2943) wt



pMIR-REP-dCMV-RBAK 3' UTR (174-2943) wt

5' TTTATAATCTTAGGAGAAATGTTCACTATTTTCATCATTAAAGCATATTGTTTGTGTTAGTTTAAAGTCTCTTTATGCAGTTAAGTAAGTCCCTTTCAATCCA
 2000
 3' AAATATTAGAATCCTCTTTACAAGTGATAAAGTAGTAATTCGTATAACAACAACATCAAATTCAGAGAAATACGTCAATTCATTCAGGGAAAAGTTAGGT
 RBAK 3' UTR

5' TCATTTGCTAAGATCATAAACGAACATTAATTGTACCACAAGAATGTTCTGCATGCCAGATTACTTTTCTACAGGTGGTGTATAATAGCAACTGACTTGT
 2100
 3' AGTAAACGATTCTAGTATTTGCTTGTAAATTAACATGGTGTCTTACAAGACGTACGGTCTAATGAAAAGATGTCCACCACATATATCGTTGACTGAACA
 RBAK 3' UTR

5' GAATATTAAGCCACCTTTGCATTCTCGAACACAATCTATTTGATTACCATTTTACCTTTTCCCAGAACAAGTCCATCTTTGTTTGTGTTTACCCAGTATC
 2200
 3' CTTATAATTCGGTGGAAACGTAAGGACCTTGTGTTAGATAAACTAATGGTAAAATGGAAAAGGGTCTTGTTCAGGTAGAAACAAAACAAATGGGTTCATG
 RBAK 3' UTR

5' AGGTCATATGACCACTATAAAACAAGTACTGGCAAAGAGAATGAAATCATTATTATTTGACTAATCAGGATTCCTGTGTGATGTAAGAAGTGGTA
 2300
 3' TCCAGTATACTGGTGTATTTTGTTCATGACCGTTTCTCTTACTTTAGTAATAATAAACTGATTAGTCCCTAAGGGGACACAGTACACTTCTTCACCAT
 RBAK 3' UTR

5' GGTACCTAACTGTTCCAGCAAGAAATGGAGCGAGGACATTAAGTTAATTGATCAAAAAATATCTGCTAGAACTTGAATCAATTTGTTCTGAAACTG
 2400
 3' CCATGGATTTGACAAGGTCGTTCTTTACCTCGCTCCTGTAATTCATTAAGTAACTAGTTTATATAGACGATCTTTGAACCTAGTTAAACAAGACTTTATGAC
 RBAK 3' UTR

5' GGAAAAAGGAGAATGCACAAAACAATGACACTGTATTTGTACCAAACAGAAGTTTGTGAATAAAATTTCTAAATTACAAAATATTGGCACTAGGCACACT
 2500
 3' CCTTTTTCCTTACGTGTTTGTGTTACTGTGACATAAACAATGGTTTGTCTTCAAACACTTATTTTAAAGATTTAATGTTTATAACCGTGATCCGTGTGA
 RBAK 3' UTR

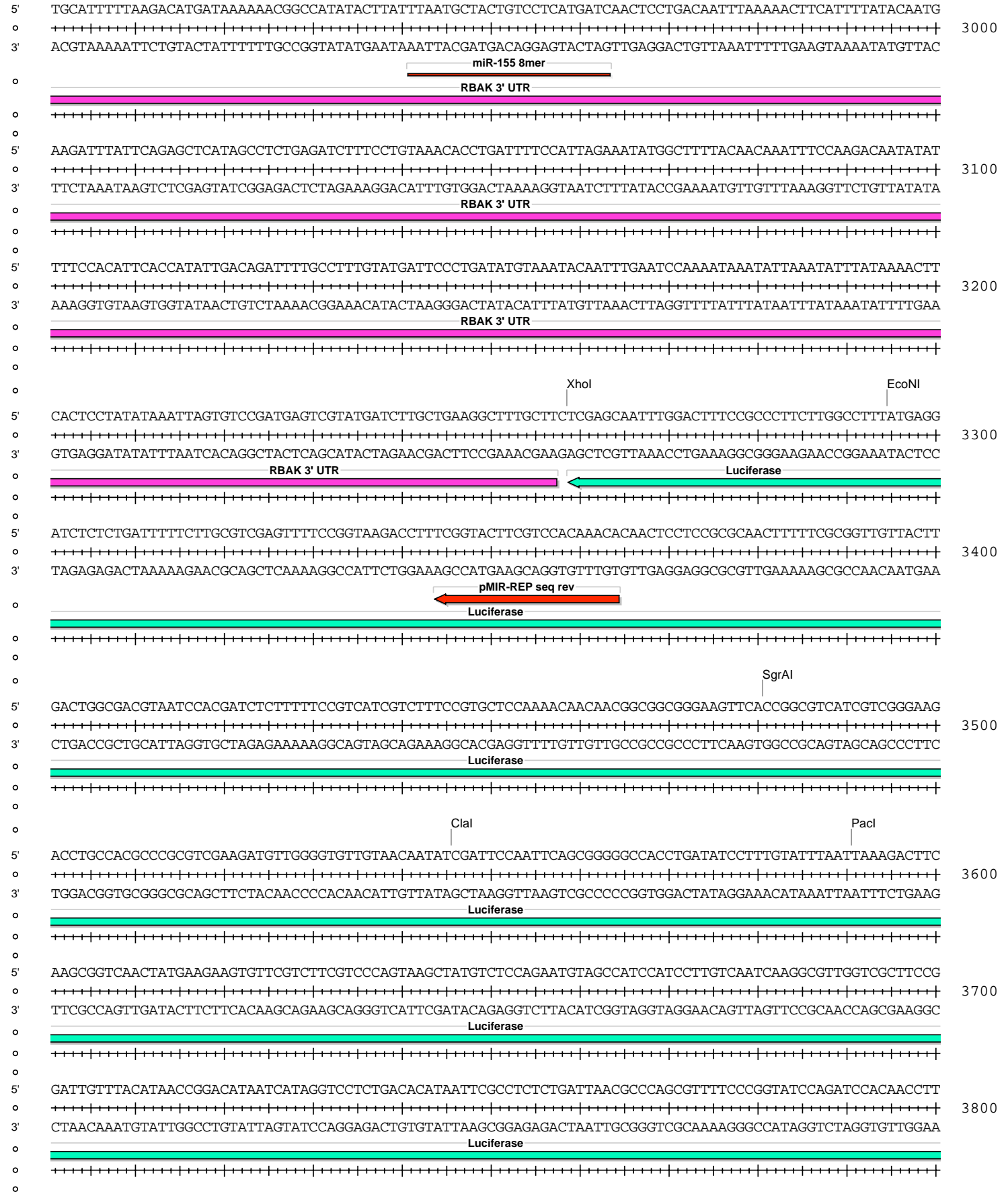
5' CAAACCTATGGGTAAAAACAAGGGTGGTGTGAGAGCTGGGGATATTTAGAGTATGGGCAGTATGCTTGTCTCTTTCACTGAAATAGACTTAAACAA
 2600
 3' GTTTGGATACCAATTTTGTGTTCCACCACACTCTCGACCCCTATAAAATCTCATACCCGTCATACGAACAAGAGAAAGTACTTTATCTGAATTTGTT
 RBAK 3' UTR

5' TTCCAAATTATGTATGTATAGTTTATCAAATAGTCTTTTAGAAAATCTTACTTACTCAGATGCAGTTGAAAACCTTTACAAAACGACTGCCTCCTGTAC
 2700
 3' AAGGTTAATACATACATATCAAATAGTTTATCAGAAAATCTTTTAGAATAGAATGAGTCTACGTCAACTTTTGAATGTTTGTGCTGACGGAGGACATG
 RBAK 3' UTR


5' TAATGAGGCATTTGTTAAAAACCCATTTGTAATTCCTCTAAATAGAAAAGTGGTATTTTACCATTTTATACCTATTAATAATATCTCACCAACAATA
 2800
 3' ATTACTCCGTAACAATTTTGGTAAACATTTAAGGAGATTTATCTTTTGTATCCATAAAATGGTAAAATATGGATAATTTATAATAGAGTGGTTGTTAT
 RBAK 3' UTR

5' TGTCCTGTCTTAATACATTTTCCATCCTAATACTCAAATAAGAAAAGTGCCTCTTCAAGTCATCCAATTCCAAACCTTGCATAGAATTACCATTAGAT
 2900
 3' ACAGGACAGAATTATGTAACCGTAGGATTATGAGTTTATCTTTTGACGGAGAAGTGTTCAGTAGGTTAAGGTTTGAACGTATCTTAATGGTAATCTA
 RBAK 3' UTR


pMIR-REP-dCMV-RBAK 3' UTR (174-2943) wt







pMIR-REP-dCMV-RBAK 3' UTR (174-2943) wt



pMIR-REP-dCMV-RBAK 3' UTR (174-2943) wt

